



airlive™

network connectivity

—
catalog



AirLive adequately combined Networking and Smart Home IoT products to make life easier and smarter

- Since 1993, AirLive, powered by OvisLink Corp., has been firmly dedicated in continuing innovation of advanced network technology to provide high quality stable Networking and Smart Home products .
- AirLive IloT LTE Gateway, Industrial switch, graphical manageable PoE or Data LAN switches that bring optimize efficiency in the Smart City, Industry and Enterprises as well as Small Business applications.
- AirLive Home IoT Smart kits support various Macro Automation Applications that make our home smarter than we are.
- AirLive effectively combines Network IloT and Home IoT products together to make work and life easier.

IIOT M2M LTE



Industrial Switches




PoE Switches



Smart Home IoT



Advanced and Unique Technologies




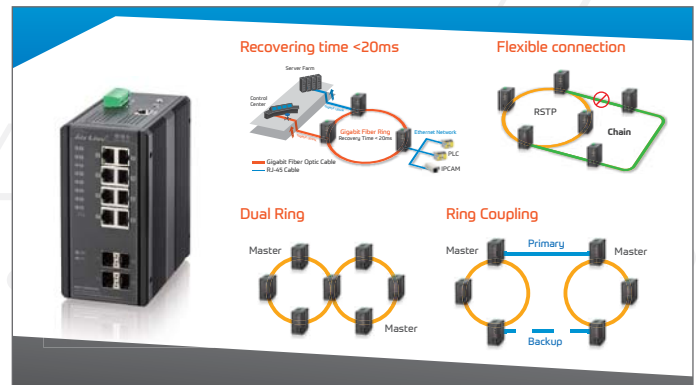
AirLive Visual Manageable Auto-Topology Gigabit Switch Series

Is it possible to automatically display network structure, status or device locations by using the browsers? Now, it is possible with AirLive Auto-topology management Switches.

The AirLive state-of-the-art Topology Switches can display IP Address, MAC Address, Location, VLAN group, Bandwidth, Power consumption and ONVIF Camera's live-streaming by using browsers. In addition, VLAN group can be set by simply few "click" in browser too.

AirLive Industrial Managed Switch with Hardware Ring

How to recover a network extremely fast and prevent big loss of data is always important for industrial applications such as bank or outdoor street control. AirLive Industrial Ring managed Switch is designed with embedded specific hardware to detect the network status and to provide recovering time faster than 20ms that ensures your network continues to operate without disruption.




AirLive Industrial IoT (IIoT) Serial to LTE M2M

AirLive Serial to LTE gateway allows system integrators to connect legacy serial devices to Internet via wireless WAN (LTE/3G), providing many options for data acquisition, device management and industrial control anywhere without geographic limitation. The functions are getting more important for applications like Bank ATM, Retail Door Access, street PM2.5 collection, POS or Energy System. With GPS location, it can also be applied to public transportation to know where the bus, truck or vehicle is located.

AirLive Smart Home IoT with Voice Control for comfortable Living

AirLive Smart Home IoT is designed to bring comfortable life. You can do various event, Scenes or Macro settings with AirLive Smart Home IoT kits remotely. For example, you can turn on Air Condition or Heater 30-minutes before arriving at your home.

AirLive Smart IoT supports latest "Voice Control" devices including Amazon Alexa and Google Home. With AirLive Smart Life and Voice control, life becomes safety, comfortable, convenient and easy.



Visual Manageable Auto-Topology L2+ Switch

Gigabit PoE+ Series

Deploy and locate your Network devices easier

The AirLive Auto-Topology Gigabit PoE+ Switch is a L2+ PoE Gigabit SNMP switch "plus" unique Graphical Management. The status-of-the-art Topology Switches can display IP Address, MAC Address, Location, VLAN group, Bandwidth, Power consumption and ONVIF Camera's live-streaming by using browsers. In addition, VLAN group can be set by simply few "click" in the browser. The E-Map or Floor-map view helps to find the device location quickly. The embedded PoE Device Guard that will auto-recover your crashed PoE AP/Camera. These unique features will help you to manage and understand your network visually or to close projects quickly. System Integrator or owner can visually check the device status without going to site. This brings down maintenance cost and increases network uptime. Managing Your Network system just became easier.



Product Series



Model	POE-GSH5248X-370	POE-GSH2624-370	POE-GSH2624R-370	POE-GSH1816R-250	POE-GSH1008R-130
Hardware Interface					
Total Port Number	52	26	26	18	10
Gigabit RJ45 Port	48	24	24	16	8
Fiber Port 1G/10G SFP+	4	-	-	-	-
Fiber Port 1G SFP	-	-	2	2	2
Combo Port	-	2	-	-	-
Console Port	1	-	-	-	-
PoE Standard	802.3at/af	802.3at/af	802.3at/af	802.3at/af	802.3at/af
PoE Port	48	24	24	16	8
Max. PoE Budget	370W	370W	370W	250W	130W
Max. PoE per Port	30W	30W	30W	30W	30W
Power Input	100~240VAC	100~240VAC	100~240VAC	100~240VAC	100~240VAC
Major Software Feature					
Graphical Topology	■	■	■	■	■
E-MAP / Floor-MAP	■	■	■	■	■
AirLive AP mgmt.	-	■	■	■	■
ONVIF Camera Live View	■	■	■	■	■
PoE Device Guard	■	■	■	■	■
SNMP	V1/V2c/V3	V1/V2c/V3	V1/V2c/V3	V1/V2c/V3	V1/V2c/V3
SNMP Trap	■	■	■	■	■
SNMP Private MIB	■	■	■	■	■
WEB	■	■	■	■	■
Telnet	■	-	-	-	-

PoE Web-Smart or PoE+ Unmanaged Switch

1G/10G SFP+ or SFP

For delivering both data and power over Cat.5 cables stably but no need for the management functions, you can trust AirLive unmanaged PoE+ switches. The AirLive unmanaged PoE+ switches are compliant with 802.3at/af standard that each port supports up to 30W power budget. With a large power budget, AirLive unmanaged switches ensure full power for connected PoE devices. In addition, AirLive also puts the SFP/SFP+ in our unmanaged Switches. For long distance optical connectivity, you also can use the unmanaged switch.



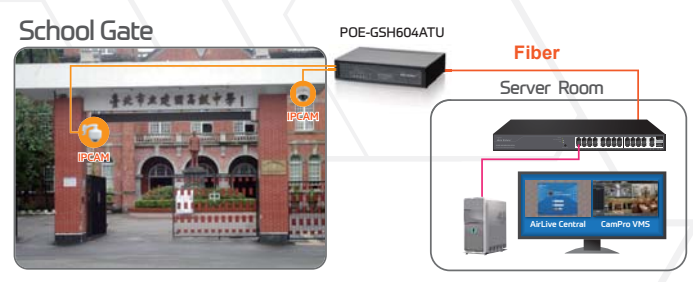
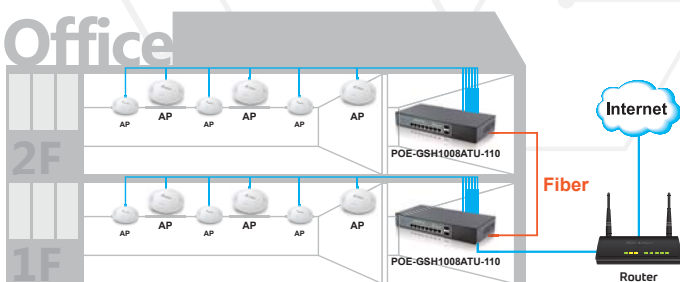
Product Series



Model	POE-GSH2624XD-350 POE-GSH2624XD-230	POE-GSH2624D-350 POE-GSH2624D-230	POE-GSH1816D-230 POE-GSH1816D-110	POE-GSH1616D-230 POE-GSH1616D-110	POE-GSH1008ATU-110	POE-GSH504ATI POE-GSH504D-60 POE-GSH604ATU	POE-FSH808PW	POE-FSH804ATI POE-FSH504D-60
Hardware Interface								
Total Port Number	26	26	18	16	10	5, 5, 6	10	8 or 5
10/100Mbps Port RJ45	-	-	-	-	-	-	8	8 or 5
Gigabit Port RJ45	24	24	16	16	8	5, 5, 6	1	-
Fiber Port 1G/10G SFP+	2	-	-	-	-	-	-	-
Fiber Port 1G SFP	-	2	2	-	2	1 (604ATU)	1	-
PoE Standard	802.3at/af	802.3at/af	802.3at/af	802.3at/af	802.3at/af	802.3at/af	24V Passive POE	802.3at/af
PoE Port	24	24	16	16	8	4	8	4
Max. PoE Budget	350W or 230W	350W or 230W	230W or 110W	230W or 110W	110W	60W	134W	60W
Max. PoE power per Port	30W	30W	30W	30W	30W	30W	16.8W	30W
Rack-mountable	Yes	Yes	Yes	Yes	Yes	-	Yes	-
Power Module	built-in	built-in	built-in	built-in	built-in	built-in or external	built-in	built-in or external
Web-smart	-	-	-	-	-	-	Yes	-

Built-in SFP for cross-floor connection

Built-in SFP for longer distance transition



Industrial Managed Switch with Hardware Ring Gigabit PoE+ Switch

Redundant Networking for reliable data transmit applications

AirLive Industrial Ring Managed PoE Switch supports the best networking redundancy and dual power input for mission critical environments such as factory, traffic light or energy industry. In the event of a network cable or device failure, the AirLive Ring Industrial switch can provide recovery speed of less than 20ms. The ultra fast recovering time fully ensures that the network continues to operate without disruption. The embedded specific Ring and Chain technology can be used to expand established networking systems with any network Topology easily.



Wider Temperature
-40°C~75°C

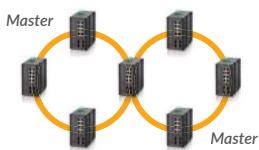
Redundant
DC Power

Fan less

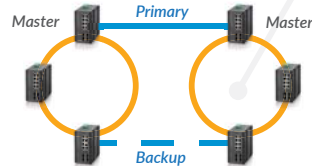
Network Recovering
< 20ms

Multiple Ring structure

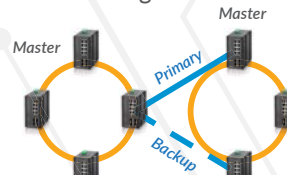
Dual Ring



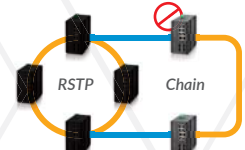
Ring Coupling



Dual Homing



Flexible connection



Work with any network topology and STP/RSTP

Product Series



Model	IGR-1284POE	IGR-842POE	IGR-840POE
Hardware Interface			
Total Port Number	12	8	8
Gigabit RJ45 Port	8	6	8
Gigabit Fiber Port	4	2	-
PoE Standard	802.3at/af	802.3at/af	802.3at/af
PoE Port	8	4	4
Max. PoE power per Port	30W	30W	30W
Max. PoE budget	240W	120W	120W
Dual Power Input	48V~56Vdc	48V~56Vdc	48V~56Vdc
Major Software Feature			
Web	Yes	Yes	Yes
SNMP	v1/v2c /V3	v1/v2c /V3	v1/v2c /V3
SNMP Private MIB	■	■	■
AirLive Ring	■	■	■
Chain	■	■	■
Managed Feature	Web , CLI (Telnet, Console)	Web , CLI (Telnet, Console)	Web , CLI (Telnet, Console)

Industrial Unmanaged Switch


Industrial Grade with Wider Temperature Coverage

AirLive Unmanaged Industrial Switches support -40°C to 75°C in IP30/31 rugged strong housings with redundant power input that can work in harsh environments.

For applications where wider temperature coverage and strong housing is preferred as well as DC power input but where management functions are not required, the AirLive Unmanaged Industrial switches is the best choice.

Voltage Boost and M12 Industrial Switch for transportation and Telecom application

AirLive Voltage Boost Industrial Switch supports wide voltage power input range from 24V~56Vdc and regulate at 48V output. The Voltage Boost Industrial Switch can be the ideal switch for applications where standard PoE is required like surveillance device but where only low DC power sources are available, such as vehicle or tramway, Solar System or factory where power source can be unstable. The IG-880POE-M12 supports M12 PSE, M23 Redundant power and M12 Relay. It can be suitable for moving bus/train or Telecom applications.



- Wider Temperature
-40°C~75°C
- Redundant
DC Power
- Fan less
- Voltage Boost
- M12 in option

Product Series



	AirLive unmanaged Industrial Switches					Voltage Boost	
Model	IG-1082POE	IG-602	IG-642POE	IE-541POE	IE-840POE	IG-642VB	IG-880POE-M12
Hardware Interface							
Total Port Number	10	6	6	5	8	6	8
Gigabit RJ45 Port	8	4	4	-	-	4	-
10/100Mbps RJ-45 Port	-	-	-	4	8	-	-
Gigabit Fiber Port	2	2	2	-	-	2	-
100Mbps Fiber Port	-	-	-	1 (SC)	-	-	-
M12 10/100/1000Mbps	-	-	-	-	-	-	8
M12 10/100Mbps	-	-	-	-	-	-	8
M12 Relay	-	-	-	-	-	-	1
M23 Redundant Power	-	-	-	-	-	-	1
PoE Standard	802.3at/af	-	802.3at/af	802.3at/af	802.3at/af	802.3at/af	802.3at/af
PoE Port	8	-	4	4	4	4	8
Max. PoE budget	240W	-	110W	110W	110W	100W/36V	240W/48V
Max. PoE power per Port	30W	-	30W	30W	30W	30W	30W
Dual Power Input	48V~56Vdc	12V~56Vdc	48V~56Vdc	48V~56Vdc	48V~56Vdc	24V~48Vdc	24V~56Vdc
Voltage Booster	-	-	-	-	-	YES	YES

Visual Manageable Auto-Topology L2+ Switch Gigabit PoE+ Industrial series

Ultra PoE

The visual management function is helpful for several industrial applications. AirLive integrates this unique function into its new series Industrial Topology Management Switches. The series of industrial grade switches support advanced management such as Auto-Topology, E-Map or Floor-Map for Location finding and Graphical VLAN group setting. With wider temperature coverage and dual power input, SFP or Gigabit RJ45 ports and compliant with 802.3at/af PoE+, this series not only has Industrial grade protection, but also all the necessary functions for your application. The IGTU-842POE supports Ultra PoE of up to 60W/per-PoE port.



Wider Temperature -40°C~75°C	Redundant DC Power	Fan less	Ultra POE POE+
Auto Topology	Visually understand	Location finding	Graphical VLAN setting

Product Series



	AirLive Industrial Topology Manage PoE Gigabit Switch		
Model	IGT-1284POE	IGT-842POE	IGTU-842POE
Hardware Interface			
Total Port Number	12	8	8
Gigabit RJ45 Port	8	6	6
Gigabit Fiber Port	4	2	2
PoE Standard	802.3at/af	802.3at/af	802.3at/af, bt(ultra PoE)
PoE Port	8	4	4
Max. PoE budget	240W	120W	240W
Max. PoE power per Port	30W	30W	60W
Dual Power Input	48V~56Vdc	48V~56Vdc	48V~56Vdc
Major Software Feature			
Graphical Topology	■	■	■
E-MAP / Floor-MAP	■	■	■
PoE Device Guard	■	■	■
SNMP	V1/V2c/V3	V1/V2c/V3	V1/V2c/V3
SNMP Trap	■	■	■
SNMP Private MIB	■	■	■
WEB	■	■	■
Telnet	■	■	■

Visual Manageable Auto-Topology L2+ Switch Gigabit LAN Switch series

1G/10G SFP+ or SFP

AirLive® SNMP LAN Switches are developed for SMB and Enterprise network connectivity. The "Auto-Topology management L2+ LAN Switches" include all-port Fiber or RJ45, delivering Gigabit over Cat.5e/6 or Fiber optic connectivity.



The SNMP-24MGB Plus supports all-port Gigabit Fiber connectivity with wider temperature coverage -20~60°C and dual power input AC or 48Vdc. The upcoming 52-port Auto-Topology switch, SNMP-GSH5204X, supports 48-port Gigabit RJ45 port and 4-port of 1G/10G SFP+ for ultra fast uplink speed. Users can download Auto-Topology function from AirLive website for managing network system graphically.

The SNMP-GSH2804L is a L2 web-smart SNMP lite switch with 4-port SFP for fiber optic uplinking.

Auto Topology

Visually understand

Location finding

Graphical VLAN setting

SFP+ or SFP

Product Series

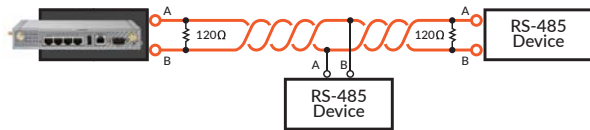
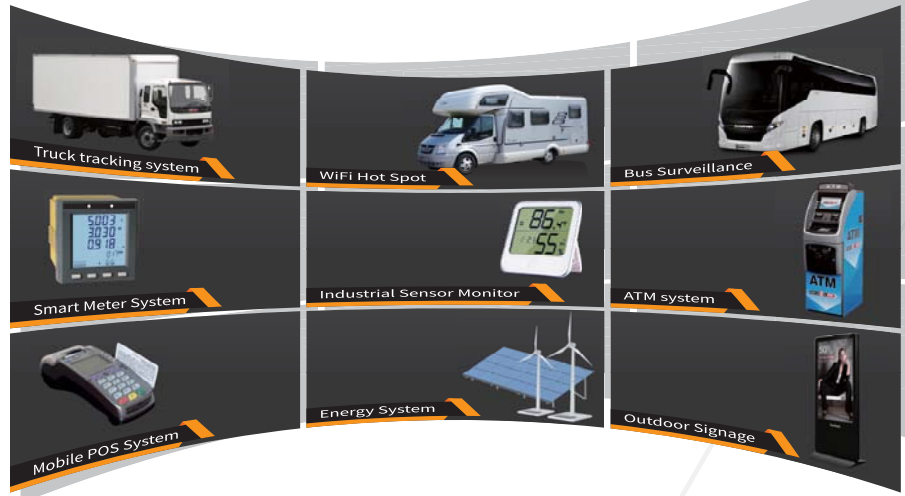


Model	SNMP-24MGB Plus	SNMP-GSH5204X	SNMP-GSH2804L
Hardware Interface			
Total Port Number	24	52	28
Gigabit Port RJ45	-	48	24
Fiber Port 1G/10G SFP+	-	4	-
Fiber Port 1G SFP	20	-	4
Gigabit Port Combo	4	-	-
Console Port	1 (DB9)	1 (RJ45)	-
Power Input	100~240VAC, 48VDC	100~240VAC	100~240VAC
Redundant Power	Yes	-	-
Operation Temperature	-20~60°C	0~50°C	0~50°C
Major Software Feature			
Switch layer	L2+	L2+	L2
Auto Topology	■	■	■
E-MAP / Floor-MAP	■	■	■
Graphical VLAN setting	■	■	■
WEB	■	■	■
SNMP	SNMP v1,v2c, v3	SNMP v1,v2c, v3	SNMP v1,v2c
SNMP Private MIB	■	■	-
SNMP Trap	■	■	■
Telnet	■	■	-

Smart Communication 4G/LTE

Industrial IoT (IIoT) M2M Serial to LTE or 4G/LTE gateway

For the locations where it's not possible or easy to have fixed landlines or for the application that needs to transmit serial data (RS232/RS485) from a remote side, the AirLive Industrial Grade 4G/LTE is the perfect solution. The AirLive Cellular Gateways include outdoor AirMax4GW, Industrial grade VH-4GW with power input 9V~36V and Serial to LTE M2M Industrial IoT Gateway. There is also a M2M with PoE+ embedded as option.



- Serial to LTE
- 4G/WAN Fail-over
- GPS location
- Wi-Fi
- Wider Temperature -20°C~60°C

Product Series

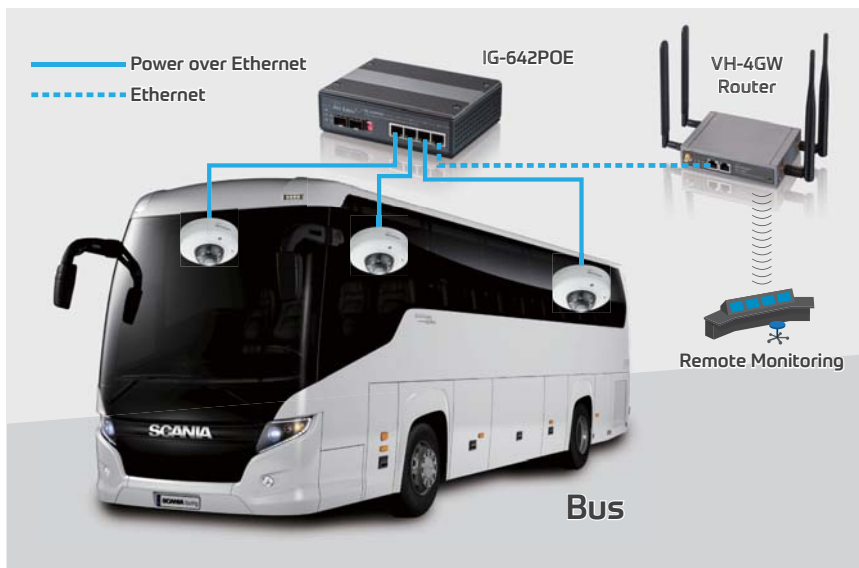
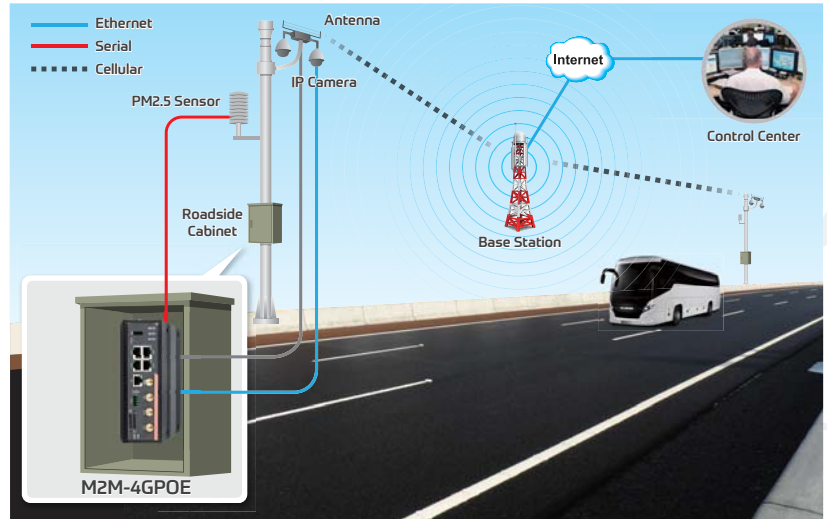


Model	AirMax4GW	VH-4GW	M2M S2	M2M-4GPOE S2
Hardware Interface				
Supported Band				
Standard model	3/7/8/20	1/3/7/8/20/40		
S1 Model	1/2/4/5/7/8/12/17/38	1/2/4/5/7/8/12/17/38	1/2/4/5/7/8/12/17/38	1/2/4/5/7/8/12/17/38
S2 Model	1/2/3/4/5/7/8/28/40	1/2/3/4/5/7/8/28/40	1/2/3/4/5/7/8/28/40	1/2/3/4/5/7/8/28/40
WCDMA (3G) Band	1/2/5/8	1/2/5/8	1/2/5/8	1/2/5/8
Power input	48V PoE	9~36VDC	9~48VDC (Dual)	48VDC (Dual)
No. of Sim card	2 (Fail over)	1	2 (Fail over)	2 (Fail over)
No. of WAN Port	-	1	1	1
No. of LAN Port	1 (Gigabit)	1 (10/100Mbps)	3 (10/100Mbps)	4 (10/100Mbps)
802.3af/at PoE+ Port	-	-	-	4-Port PoE+
Wi-Fi	802.11n 2.4Ghz	802.11n 2.4Ghz	802.11n 2.4Ghz	802.11ac 5Ghz
GPS Location	N/A	Supported	Supported	Supported
Serial Port	N/A	N/A	RS485/RS232	RS485/RS232
Temperature	-20°~60°C	-20°~60°C	-20°~60°C	-20°~60°C
Housing	IP-55 anti-UV housing	Metal	Metal	Metal
Management				
Web, Telnet, SNMP, SMS, TR-069	■	■	■	■
VPN server/client	■	■	■	■

Reliable LTE cellular Gateway Application

Reliable LTE cellular Connectivity for Real-Time Traffic Monitoring AirLive M2M or M2M-4GPOE

To improve and monitor traffic flow and notice incidents, road operators usually use cameras and sensors to collect real-time traffic information as well as weather or air conditions. The application uses AirLive 4G Gateway to transmit cameras streaming and serial sensors information from locations where it is not possible to have Fixed line Internet.



Real Time Video surveillance in bus AirLive VH-4GW or M2M-4GPOE

How to understand live situation in a moving bus is important especially in public transportation. AirLive LTE Gateway; VH-4GW or M2M-4GPOE, utilizes 4G LTE technology which can transmit the cameras or NVR streaming to a control room from the moving bus. The gateway can also be powered by car battery directly without any additional equipment.

Hotspot Deployment for Rural Area AirLive AirMax4GW

AirLive LTE Gateway is the easiest way to deploy Wi-Fi hotspot services.

There is no limitation on wiring distance or location of Internet source. It is ready for deployment in any locations. Furthermore, it supports 802.1x, UAM server, and Captive Portal for easy integration with the operator's authentication network.

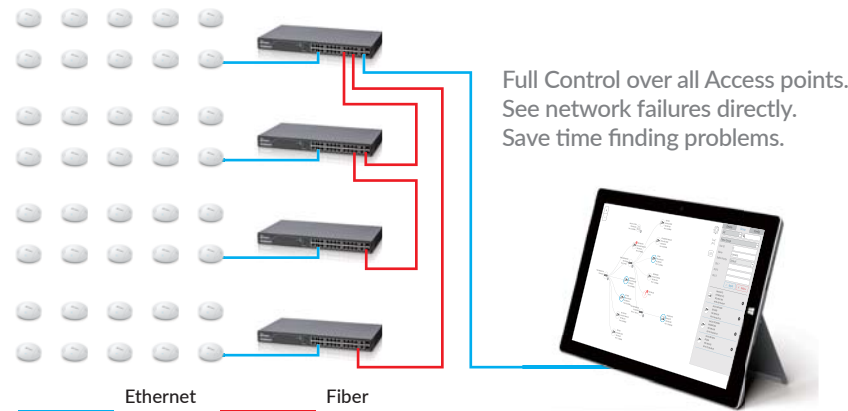


AirLive Smart Building Connection

Wireless Solution for Hotel

Overview

Hotel's Wi-Fi deployment by using AirLive's Access Point (AC.TOP) and PoE Switch (POE-GSH2624-370) in Mallorca, a famous summer holiday Tourism Island in Spain



Before the hotel owners decided to use the AirLive Solution, they were looking for a totally solution which could provide Wi-Fi coverage and was easy to manage for their hotels. The solution also had to be affordable and needed to be able to grow for future larger Wi-Fi demand. Finally they decided to use AirLive's Topology Device Managed Switch, POE-GSH2624-370 and Dual Band Ceiling Mount AP, AC.TOP for their hotels.

Why AirLive Solution

Combing AirLive's managed AP (AC.TOP/N.TOP) and device managed switches POE-GSH2624-370, provided the lowest cost solution for a Wi-Fi AP managed system. This because the Topology switch can directly manage all AC.TOP access points in the network. Saving time for the hotels MIS when for example 10 access points need to get a new SSID, all of them can be changed via the switch in one go.

Because AirLive's managed solution does not require an expensive license fee or has a limitation on number of AP. When there is the need to increase the Wi-Fi coverage, the hotel owners only need to add more AC.TOP and POE-GSH2624-370 and do not need to worry about any extra license fees.

POE-GSH2624-370 Full PoE power Topology Switch
Topology view, Map view, Google map, Graphical Vlan setup, 802.3at/af full power. 24 port Gigabit and 2 port SFP.

AC.TOP Dual band high power Ceiling mounted AP
2.4 and 5Ghz, 100 Concurrent users, high power output, build in Radius server. Gigabit network port.

AirLive Wireless Solutions



Model	AirMax5X	AirMax2	AC-1200UR	AC.TOP	N.TOP	GW-300NAS
Hardware						
Frequency	5Ghz	2.4Ghz	5Ghz/2.4Ghz	5Ghz/2.4Ghz	2.4Ghz	2.4Ghz
Wireless standard	2T2R 11a/n	11b/g	ac/a/b/g/n	ac/a/b/g/n	b/g/n	b/g/n
Wireless speed	300Mbps	54Mbps	1200Mbps	1200Mbps	300Mbps	300Mbps
10/100Mbps RJ45	2 <small>Passive POE, POE-pass-through</small>	1 (Passive POE)	-	-	1 (POE)	-
10/100/1000Mbps RJ45	-	-	5	1 (POE)	-	5
USB	-	-	1	-	-	1
Antenna	built-in	built-in, optional external	detachable	built-in	built-in	detachable
Max. Concurrent users	30	30	60 (30+30)	100 (50+50)	30	30
Internal Radius Server	-	-	-	Yes	-	-
Software						
Wireless central management	-	-	■	■	■	-

Case Study AirLive Network Cameras Solution for Hotel

Overview

Hotel's Security Surveillance by using AirLive's Network Cameras and PoE Switch (POE-GSH2624-370) in Middle East



Bahrain Hilton Hotel
- 800 PCS IP Camera
- 40pcs up SMB switch



Qatar 15-Story Shaza Kempinski Hotel
- 400 PCS+ IP Camera
- 20pcs up SMB switch

AirLive Major Network Cameras



Model	BU-3128+	VD-3128	SD-3030	Smart Cube SC-300W	FE-501DM	CoreNVR9/16
Type	IP67, IK10 Bullet	Vandal Dome IP67, IK10	IP66 Speed Dome	Wireless Smart Cube	180/360° Fisheye PoE	9 or 16CH
Resolution	3MP	3MP	3MP, 30X optical zoom	3MP	5MP	ONVIF Compliant
Lens	2.8~12mm motorized	2.8~12mm motorized	4.4~132mm F1.4	3.6mm F2.0	1.05mm	up to 6TB x 2 internal SATAII HDD
Smart Focus	YES	YES	YES	-	-	e-SATA for storage
IR/IR-cut	50m	40m	N/A (IR-cut supported)	15m	na (IR-cut supported)	Two-way Audio
Wi-Fi	-	-	-	802.11n	-	Mobile View
LAN Port	10/100Mbps	10/100Mbps	10/100/1000Mbps	10/100Mbps	10/100Mbps	CMS up to 256CH
802.3af/af PoE	Yes	Yes	Yes	-	Yes	Multi-screen display supported
DIDO	Yes	Yes	Yes	-	Yes	
ONVIF	Yes	Yes	Yes	Yes	Yes	
Unique features	Smart IR50m Hardware WDR 120dB auto-motorized lens 4X Optical Zoom	Smart IR40m Hardware WDR 120dB auto-motorized lens 4X Optical Zoom	Extreme PTZ Speed 30X Optical Zoom Smart-tracking 60W PoE -40°~50°C FAN/Heater built-in	Wi-Fi 802.3n 300Mbps 10/100Mbps Ethernet PIR Humidity / Temperature sensor AirLive IoT APP supported	E-PTZ ROI with 5 independent streams	
Video Compression	H.265/H.264	H.265/H.264	H.264	H.264	H.264	
NVR	ONVIF compliant	ONVIF compliant	ONVIF compliant	ONVIF compliant	ONVIF compliant	
VMS	ONVIF compliant	ONVIF compliant	ONVIF compliant	ONVIF compliant	ONVIF compliant	

Visual Manageable

Auto-Topology L2+ Gigabit PoE+ Switch Series Specification

AirLive® Auto-Topology Manage PoE+ Gigabit Switch supports "Auto-Topology", "E-map view", "Floor-map view", "Traffic monitoring", "VLAN group Graphical setting" and SNMP Function. The "Camera live streaming" and "AirLive AP management" are also supported by three of the family. The new 48-port PoE Gigabit switch is equipped with additional 4-port 1G/10G SFP+ for ultra fast fiber connectivity. Thanks to its Device Guard function which monitors and reboots your PoE Camera or AP automatically when it fails your network will always be up and running. These are the best switches for surveillance and AP trouble shooting.

Product Series



L2+ SNMP and Topology PoE Switch Series

Model	POE-GSH5248X-370	POE-GSH2624-370	POE-GSH2624R-370	POE-GSH1816R-250	POE-GSH1008R-130
Hardware Interface					
Total Port Number	52	26	26	18	10
Gigabit RJ45 Port	48	24	24	16	8
Fiber Port SFP+ 1G/10G	4	-	-	-	-
Fiber Port	-	-	2	2	2
Combo Port	-	2	-	-	-
PoE Standard	802.3at/af	802.3at/af	802.3at/af	802.3at/af	802.3at/af
PoE Port	48	24	24	16	8
Max PoE Budget	370W	370W	370W	250W	130W
Max PoE Per Port	30W	30W	30W	30W	30W
Power Input	100-240VAC	100-240VAC	100-240VAC	100-240VAC	100-240VAC
Rack Mountable					
Operation Temperature	0-50°C	0-50°C	0-50°C	0-50°C	0-50°C
Switch Architecture					
Switch capacity (Gbps)	176	52	52	36	20
MAC Address	32K	8K	8K	8K	8K
Jumbo Frame	9.8K	9K	9K	9K	9K
Major Software Feature					
Switch Layer	L2+	L2+	L2+	L2+	L2+
Topology View	■	■	■	■	■
Floor View	■	■	■	■	■
Map View	■	■	■	■	■
Cameras Live Streaming	■	■	■	■	■
AirLive AP Manage	-	■	■	■	■
PoE On/Off	■	■	■	■	■
PoE Scheduling	■	■	■	■	■
Port Trunk (LACP)	■	■	■	■	■
VLAN	■	■	■	■	■
VLAN Trunking	■	■	■	■	■
M(R)STP	■	■	■	■	■
QoS	■	■	■	■	■
Access Control	■	■	■	■	■
LLDP	■	■	■	■	■
UPNP	■	■	■	■	■
DHCP Server	■	■	■	■	■
DHCP Snooping	■	■	■	■	■
IPv4/IPv6 stacking	■	■	■	■	■
SNMP	V1/V2c/V3	V1/V2c/V3	V1/V2c/V3	V1/V2c/V3	V1/V2c/V3
SNMP Private MIB	■	■	■	■	■
SNMP Trap	■	■	■	■	■
E-mail Notification	■	■	■	■	■
CLI	■	-	-	-	-

PoE Web Smart or Unmanaged Switch Series Specification

For reliable client-site PoE data and power transmission over Cat.5e or Cat.6 and higher cables at 100meters, you can rely on AirLive® Unmanaged PoE switch. The range of PoE unmanaged switches are 802.3at and 802.3af POE+ compliant. Each PoE port can be up to 30W which support full power for your PoE device. For Fiber optic connectivity, you can choice models with SFP or SFP+ embedded.

Product Series



	Web Smart	Unmanaged PoE Switch Series				
Model Name	POE-FSH808PW	POE-GSH2624XD-350 POE-GSH2624XD-230	POE-GSH2624D-350 POE-GSH2624D-230	POE-GSH1816D-230 POE-GSH1816D-110	POE-GSH1616D-230 POE-GSH1616D-110	POE-GSH1008ATU-110
Hardware Interface						
Total Port Number	10	26	26	18	16	10
Gigabit RJ45 Port	1	24	24	16	16	8
Fast Ethernet RJ45	8	-	-	-	-	-
Fiber Port 1G/10G SFP+	-	2	-	-	-	-
Fiber Port	1	-	2	2	-	2
Combo Port	-	-	-	-	-	-
PoE Standard	24V Passive	802.3at/af	802.3at/af	802.3at/af	802.3at/af	802.3at/af
PoE Port	8	24	24	16	16	8
Max PoE Budget	134W	350W or 230W	350W or 230W	230W or 110W	230W or 110W	110W
Max PoE Per Port	16.8	30W	30W	30W	30W	30W
Power Input	100~240VAC	110~240VAC	110~240VAC	110~240VAC	110~240VAC	110~240VAC
Rack Mountable	■	■	■	■	■	■
Operation Temperature	'0~50°C	'0~50°C	'0~50°C	'0~50°C	'0~50°C	'0~50°C
Switch Architecture						
Switch capacity (Gbps)	3.6	88	52	36	32	20
MAC Address	4K	16K	8K	8K	8K	8K
Jumbo Frame	9K	9K	9K	9K	9K	9K
Major Software Feature						
PoE Scheduling	■	-	-	-	-	-
Port Trunk	■	-	-	-	-	-
VLAN	■	-	-	-	-	-
VLAN Trunking	■	-	-	-	-	-
(R)STP	■	-	-	-	-	-
QoS	■	-	-	-	-	-

Product Series



	Unmanaged PoE Switch Series		
Model Name	POE-GSH604ATU	POE-GSH504ATI POE-GSH504D-60	POE-FSH804ATI POE-FSH504D
Hardware Interface			
Total Port Number	6	5	8 or 5
Gigabit RJ45 Port	5	5	-
Fast Ethernet RJ45	-	-	8 or 5
Fiber Port 1G/10G SFP+	-	-	-
Fiber Port	1	-	-
Combo Port	-	-	-
PoE Standard	802.3at/af	802.3at/af	802.3at/af
PoE Port	4	4	4
Max PoE Budget	65W	60W	60W
Max PoE Per Port	30W	30W	30W
Power Input	52Vdc (72W)	110~240VAC or external	110~240VAC or external
Rack Mountable	-	-	-
Operation Temperature	'0~50°C	'0~50°C	'0~50°C
Switch Architecture			
Switch capacity (Gbps)	12	10	1.6
MAC Address	1K	2K	2K
Jumbo Frame	9K	9K	9K
Major Software Feature			
PoE Scheduling	-	-	-
Port Trunk	-	-	-
VLAN	-	-	-
VLAN Trunking	-	-	-
(R)STP	-	-	-
QoS	-	-	-

Managed Industrial Switch Series Specification

AirLive Industrial Ring Managed PoE Switch supports the best networking redundancy and dual power input for mission critical environments such as factory, traffic light or energy industry. In the event of a network cable or device failure, the AirLive Ring Industrial switch can provide recovery speed of less than 20ms. The ultra fast recovering time fully ensures that the network continues to operate without disruption. The embedded specific Ring and Chain technology can be used to expand established networking systems with any network Topology easily.

Product Series



	Industrial Ring Managed Switch Series			Industrial Topology Managed Switch Series		
Model Name	IGR-1284POE	IGR-842POE	IGR-840POE	IGT-1284POE	IGT-842POE	IGTU-842POE
Hardware Interface						
Total Port Number	12	8	8	12	8	8
Gigabit RJ45 Port	8	6	8	8	8	8
10/100Mbps RJ45 Port	-	-	-	-	-	-
Fiber Port	4	2	-	4	2	2
IEEE802.3at (PoE+ 30W)	YES	YES	YES	YES	YES	YES
UPoE (60W)	-	-	-	-	-	YES
PoE Port	8	4	4	8	4	4
Max PoE Budget	240W	120W	120W	240W	120W	240W
Max PoE Per Port	30W	30W	30W	30W	30W	60W
Dual Power Input	48V~56Vdc	48V~56Vdc	48V~56Vdc	48V~56Vdc	48V~56Vdc	48V~56Vdc
Power Connector	Terminal Block	Terminal Block	Terminal Block	Terminal Block	Terminal Block	Terminal Block
Mounting Type	Din-Rail	Din-Rail	Din-Rail	Din-Rail	Din-Rail	Din-Rail
Operation Temperature	-40 ~75°C	-40 ~75°C	-40 ~75°C	-40 ~75°C	-40 ~75°C	-40 ~75°C
Switch Architecture						
Switch capacity (Gbps)	24	16	16	24	16	16
MAC Address	8K	8K	8K	8K	8K	8K
Jumbo Frame	9K	9K	9K	9K	9K	9K
Major Software Feature						
PoE On/Off	■	■	■	■	■	■
PoE Scheduling	■	■	■	■	■	■
Port Trunk (LACP)	■	■	■	■	■	■
VLAN	■	■	■	■	■	■
VLAN Trunking	■	■	■	■	■	■
AirLive Ring	■	■	■	-	-	-
M(R)STP	■	■	■	■	■	■
QoS	■	■	■	■	■	■
Access Control	■	■	■	■	■	■
DHCP Server	■	■	■	■	■	■
DHCP Snooping	■	■	■	■	■	■
SNMP	V1/V2c	V1/V2c	V1/V2c	V1/V2c/V3	V1/V2c/V3	V1/V2c/V3
CLI command	■	■	■	■	■	■
Device Management	-	-	-	■	■	■
Topology View	-	-	-	■	■	■
Floor View	-	-	-	■	■	■
Map View	-	-	-	■	■	■

Unmanaged Industrial Switch Series Specification

AirLive® Industrial Switches provide non-blocking wire-speed performance and great flexibility for Ethernet extension in harsh environments. It equips an IP30/31 rugged strong case with redundant power system, and a wider temperature range -40°C~75°C is supported. AirLive® Industrial Switch is well suited for applications in deploying street surveillance system, securing access control and wireless service in climatically demanding environments such as factory or public transportation. The IG-642VB and IG-880POE-M12 accept input voltage from 24~56VDC source boost up to 50VDC that can be used for moving bus and train applications or where power source unstable.

Product Series



	Industrial Unmanaged Switch Series					
Model Name	IG-1082POE	IG-642POE	IE-541POE	IE-840POE	IG-602	IG-642VB
Hardware Interface						
Total Port Number	10	6	5	8	6	6
Gigabit RJ45 Port	8	4	-	-	4	4
10/100Mbps RJ45 Port	-	-	4	8	-	-
Fiber Port SFP	2	2	1(SC)	-	2	2
PoE Standard	802.3at/af	802.3at/af	802.3at/af	802.3at/af	-	802.3at/af
PoE Port	8	4	4	4	-	4
Max PoE Budget	240W	110W	110W	110W	-	100W/36V
Max PoE Per Port	30W	30W	30W	30W	-	30W
Dual Power Input	48V~56Vdc	48V~56Vdc	48V~56Vdc	48V~56Vdc	12V~56Vdc	24V~48Vdc
Power Connector	Terminal Block	Terminal Block	Terminal Block	Terminal Block	Terminal Block	Terminal Block
Mounting Type	Din-Rail	Din-Rail	Din-Rail	Din-Rail	Din-Rail	Din-Rail
Operation Temperature	-40 ~70°C	-40 ~70°C	-40 ~70°C	-40 ~70°C	-40 ~70°C	-40 ~70°C
Housing	IP31	IP31	IP31	IP31	IP31	IP31
Voltage Booster	-	-	-	-	-	YES
Switch Architecture						
Switch capacity (Gbps)	20	12	1	1.6	12	12
MAC Address	4K	1K	1K	1K	1K	1K
Jumbo Frame	9K	9K	9K	9K	9K	9K

Product

Model Name	IG-880POE-M12	IG-880POE-M12
Hardware Interface		
Total Port Number	8	Power Connector
M12 10/100/1000Mbps	8	Mounting Type
M12 Relay	1	Operation Temperature
M23 Redundant Power	1	Housing
PoE Standard	802.3at/af	Voltage Booster
PoE Port	8	Switch Architecture
Max. PoE budget	200W/48VDC	Switch capacity (Gbps)
	120W/24VDC	MAC Address
Max. PoE power per Port	30W	Jumbo Frame
Dual Power Input	24V~56Vdc	

LAN Switch Series Specification

AirLive® SNMP LAN switches include L2+ Auto-Topology Graphical Management SNMP Switch and Web-Smart switch for SMB or Enterprises. The new SNMP-GSH5204X supports 1G/10G SFP+ ultra fast fiber connectivity. The all-fiber 24-port switch can be used to cluster all fiber connections from each floor or division.

Product Series



	L2+ SNMP and Topology		L2 SNMP	Unmanaged
Model Name	SNMP-24MGB Plus	SNMP-GSH5204X	SNMP-GSH2804L	Live-M8G
Hardware Interface				
Total Port Number	24	52	28	8
Gigabit Port RJ-45	-	48	24	8
Fiber Port SFP+ 1G/10G	-	4	-	-
Fiber Port SFP	20	-	4	-
Combo Port	4	-	-	-
Console Port	1 (DB9)	1 (RJ45)	-	-
Power Input	110~240VAC, 48VDC	100~240VAC	110~240VAC	5V/1A adapter
Rack Mountable	■	■	■	-
Operation Temperature	-20~60°C	0~50°C	0~50°C	0~50°C
Switch Architecture				
Switch capacity (Gbps)	48	176	56	16
MAC Address	8K	21K	8K	4K
Jumbo Frame	9K	9.8K	9K	9K
Major Software Feature				
Switch Layer	L2+	L2+	L2	unmanaged
Topology View	■	■	-	-
Floor View	■	■	-	-
Map View	■	■	-	-
Port Trunk (LACP)	■	■	■	-
VLAN	■	■	■	-
VLAN Trunking	■	■	■	-
M(R)STP	■	■	RSTP	-
QoS	■	■	■	-
Access Control	■	■	■	-
LACP	■	■	■	-
UPNP	■	■	-	-
DHCP Server	■	■	-	-
DHCP Snooping	■	■	-	-
IPv4/IPv6 Stacking	■	■	IPv4	IPv4
SNMP	V1/V2c/V3	V1/V2c/V3	V1/V2c	-
SNMP Private MIB	■	■	-	-
SNMP Trap	■	■	■	-
RMON	■	■	-	-
E-mail Notification	■	■	-	-
CLI	■	■	-	-



Fiber Converter / Transceiver	
Model	MC-1000SFP
Hardware	Gigabit RJ45 and SFP Fiber Converter
	1 SFP GbE Port
	1 RJ45 GbE Port
	802.3x flow control
	Auto MDI/MID-X for TX port



Model	SFP-LX-10
Hardware	1000Base-LX MiniGBIC Transceiver
	1310nm FP, 10KM
	Duplex LC Connector
	Hot Pluggable



Model	SFP-SX
Hardware	1000Base-SX MiniGBIC Transceiver
	850nm VCSEL, 500m
	Duplex LC Connector
	Hot Pluggable




Model	SFP+ 10G-SR
Hardware	10G Multi-mode transceiver
	850nm VCSEL, 300m (OM3)
	LC duplex connector
	Hot pluggable



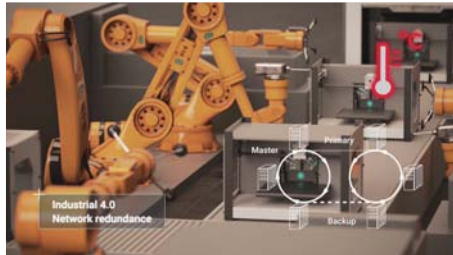
Model	SFP+ 10G-LR
Hardware	10G Single-mode transceiver
	1310nm FP, 10KM (G.652) fiber cable
	LC duplex connector
	Hot pluggable

Reliable and Revolutionary with AirLive

The Exploration of Connected World



Smart Parking
Industrial Switch stands for wider temperature



Smart Factory
Ultra fast network recovering with Industrial Ring technology



Smart Factory
Multiple Ring and Chain Work with any network Topology



Smart Organization
Auto Topology networking and Camera Streaming



Smart Hotel
Auto Topology networking and Wi-Fi Access



Smart Security
PoE or Industrial Connectivity



Smart Environment
Industrial Serial to LTE reliable data communication



Smart Energy
Industrial Voltage Boost and PoE Power solution



Smart Transportation
Industrial grade LTE and GPS Location solution



Smart Home Smarter than we are !

AirLive Z-wave Plus Smart Life IoT now supports cloud and voice control. You can use your smart-phone with AirLive Smart Life Plus IoT APP installed to manage and set or change event conditions anytime and anywhere. Home electronic equipment, such as Air condition or TV, can be turned on or off with voice control in combination with Amazon Alexa or Google Home.



Information and Disclaimer:

OvisLink Corp. has made the best effort to ensure the accuracy of the information in this catalog. However, we are not liable for errors or inaccuracies of this guide. All information is subject to change without notice.

All trademarks and trade names are properties of their respective holders.

Version 180520-01 © 2018 OvisLink Corporation, All Rights Reserved



www.airlive.com



OvisLink Corp.

TEL: +886 2218 6888 E-mail: info@airlive.com