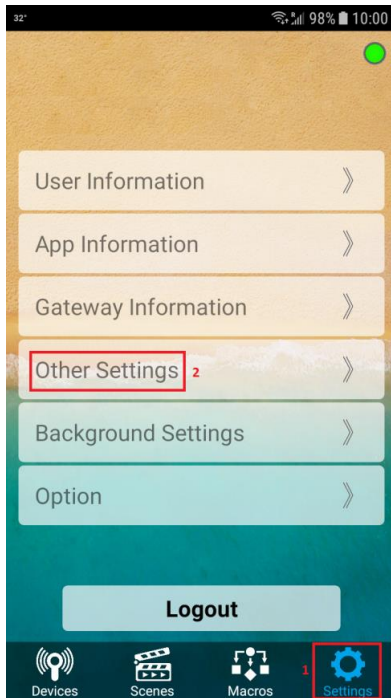


Q: How to clear all devices from the Gateway using, the Airlive SmartLife Plus APP?

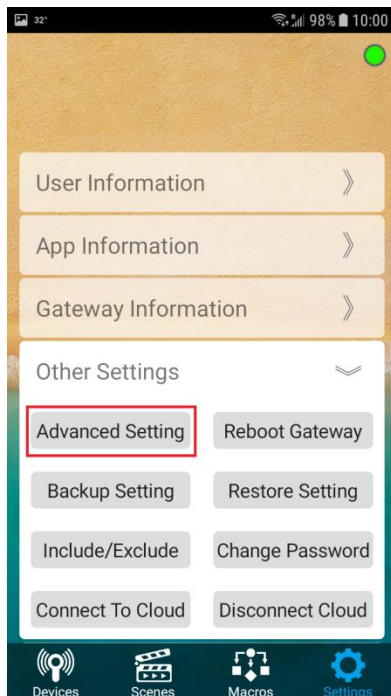
A: Please follow the below steps, to clear all devices you would need to use the APP.

Note: All devices will be removed from the Gateway, when you did this by mistake you can put a backup back when this was made.

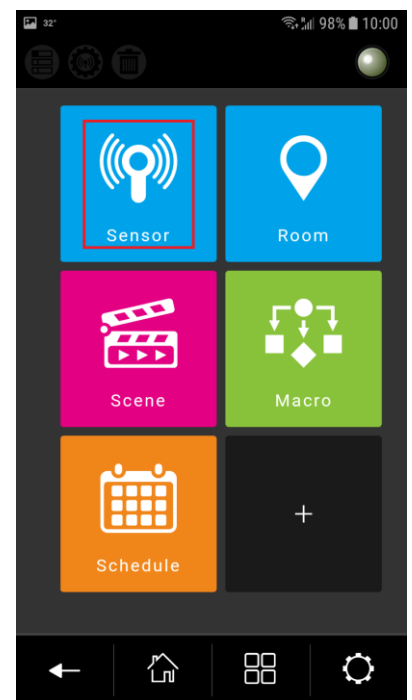
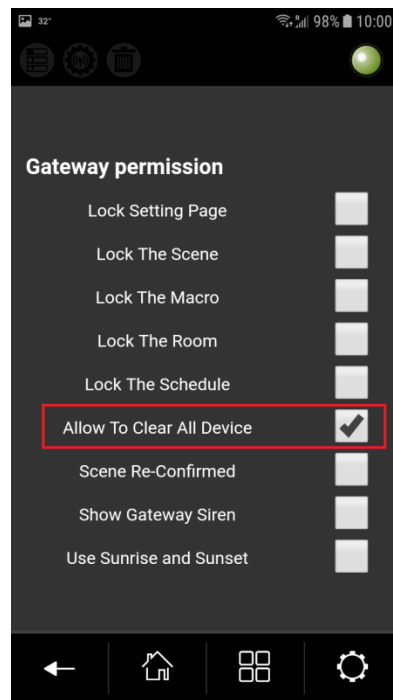

Start the Airlive SmartLife Plus APP and go to “Settings” and select” Other Settings”



Select “Advanced Setting”



Now click the “Gear Icon” in the bottom right corner and on the new page check mark “Allow To Clear All Device”. After this is done go back to the previous page and select “Sensor”



In the sensor menu click on the “Gear Icon” in the top left corner and select “Clear all device”. After this a new window will open check mark “Confirm To Reset” and click “ Clear All” All devices will now be removed. Logout of the APP and Login again the Device will not be shown. Scenes and Macro’s can be deleted one by one.

