



SA-104 Dual Relay Wall Switch Z-wave Plus

- Z-Wave Plus
- Up to 1380W Resistive Load for Dual Relay
- Overload Protection
- On/Off Control Scheduling
- Act as Z-wave Repeater automatically
- Longer Z-wave signal transmission
- Easy Installation

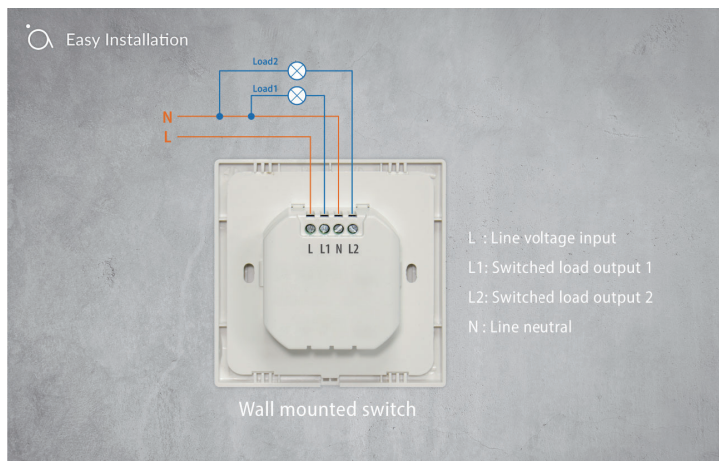


Wall Mount Switch

The AirLive SA-104 Dual paddle Wall Switch with Z-Wave Plus technology it's a switching device which can replace your existing light switch. When you replace your old light switch with the SA-104 it will allow you to control your light or other devices via the AirLive SmartLife Plus app but also set scenes macros to automate your home.

Easy Installation

Replacing your old light switch the AirLive SA-104 Z-Wave Light switch is easy. You just have to remove your old switch and install the SA-104 but please be noted you need a neutral line to make the switch work.







Voice Control your Lighting

Use multiple Wall switches around your house and make scenes in the AirLive SmartLife Plus APP. Turn on one light or make a scene to turn on/off all your lights. You can even control them by Voice with Amazon Alexa and Google Home/Assistant.

Z-Wave Plus Technology

The Z-Wave plus is the best choice for smart home with its interference free frequency and MESH architecture. These technology insure reliable, energy saving, and uninterrupted connection for your smart home devices. The SA-104 is also a Z-Wave Plus repeater which repeat the signal to make signal coverage wider.



AirLive SmartLife Plus APP

The SmartLife Plus APP puts everything together in your smart home. You can view the reading or video of your device. The Scene manager let you design lighting and action for each room and occasions. The Macro allow you to set "If this then that" action. It allows you to tailor made your smart home to your need.

Specifications

Model	SA-104 Dual Relay Wall Switch Z-wave Plus
Z-Wave Standard	Z-wave plus
Z-Wave Frequency	CE : 868.40 MHz, 869.85 MHz
Maximum transmission distance	40m (Indoor), 100m (outdoor)
Supply Voltage	90 ~ 240 VAC
Maximum Output Current	6A 2x (Resistive Load)
Maximum Output Power	1380 W (Resistive Load) X 2
LED Indicator	2 LED (one per paddle)

Dimension and Environment

Dimensions	86 (L) x 86(W) x 24(H) mm
Operating Temperature	0 ~ 40° C

Ordering Information

Model	SA-104 Dual Relay Wall Switch, Z-wave Plus
-------	--

Standard Package

Package Size	
Product Weight	
Package Weight	
Package Content	SA-104 * 1