

# 400W Managed Gigabit PoE+ switch

## 28-Port PoE+ Gigabit including 4 Ports Combo/SFP

POE-GSH2404M-400

airlive®



IGMP Ring  
Network

VLAN Policy  
(Video Conferencing |  
Surveillance | Voice | Data)

PoE Watchdog  
and Timing

High PoE  
Power 400W


Auto detect  
and Power PD

SFP Fiber  
Long Distance

## Overview

### SNMP & PoE managed Switch with Advanced VLAN Policy for Video Conferencing | Surveillance | Voice | Data

The AirLive POE-GSH2404M-400 is an L2+ managed 28-port Gigabit PoE+ switch including 24 PoE ports and 4 Gigabit SFP/TP combo ports with high 400W PoE power. Each PoE port is 802.3at/af compliant of up to 30W, automatically adaptive. It supports comprehensive SNMP management function such as IGMP EAPS Ring Network, VLAN Division, Port aggregation, QoS port mirroring, bandwidth control. Providing VLAN Division Policy function for setting higher priority for Video Conference, Surveillance, Voice, or data that prevents package loss or lags. Furthermore, the PoE watchdog can detect, and restart crashed IPCAM or PD, the best 24/7 PoE device guard. No manual is required, and it can provide timely and reliable solutions for later operation and maintenance of the projects.



## Features

- All 28-port, each port delivers Gigabit high speed
- Extend the network further with 4 SFP slots that accept fiber transceivers and go beyond the limits of Ethernet
- 400W High PoE power, ensure full power for connected device
- Automatically detect and offer power for connected PD
- Support L2+ SNMP and WEB Smart management function, including DHCP Snooping, VLAN, IGMP, QoS, Spanning Tree, MAC Binding and Bandwidth Control
- Surveillance VLAN property and Voice VLAN support for high priority transmission
- PoE watchdog support to detect and restart connected PD
- Clear Statuses display including traffic, CPU, Memory, POE consumption, per-port status
- Web-UI for easy management; CLI and Command Script for advance setting; SNMP used for popular network tools management.

## Major Specifications

- 24 x 30W PoE 10/100/1000
- 4 x 1000T/SFP (combo port)
- 802.3at/802.3af compliant
- Each port up to 30Watts; PoE Power 400W
- Lighting Surge ESD protection: 6KV / Port ESD Static Protection: 15KV /Switch
- L2+ SNMP v1/2/3, Trap
- PoE management, PoE Watchdog
- Authentication: 802.1x, AAA, TACACS+
- SNMP, WEB, CLI, SSH, Telnet, RMON
- VLAN Division (Surveillance, Voice, MED Conference, Data)
- DHCP Snooping prevents unauthorized router installed
- Support 802.3az Energy Efficient Ethernet

# 400W Managed Gigabit PoE+ switch 28-Port PoE+ Gigabit including 4 Ports Combo/SFP

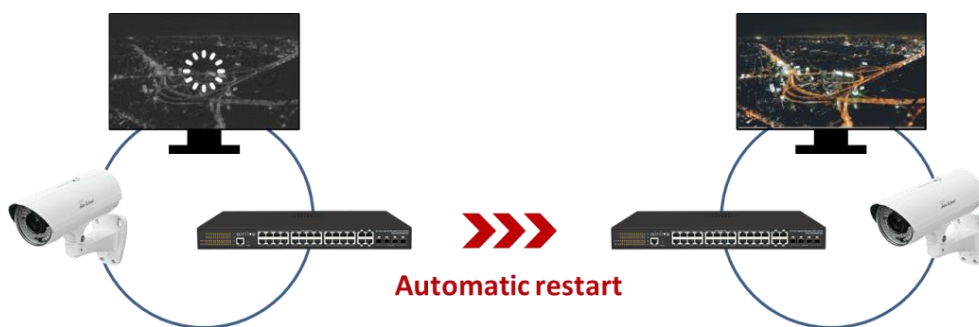
POE-GSH2404M-400



## Efficient PoE Watch Guard


### PoE Watch dog technology and PoE Management

The 400W PoE powered Switch, POE-GSH2404M will detect and provide full power to connected PD adaptively automatically. Moreover, it features PoE Watchdog technology that can automatically detect connected PD and restart the crashed devices. For example, when "PoE Watchdog" function is turned on, the switch auto-detects the front-end camera for 24/7. If there is no traffic output from the camera, it is judged that the camera is frozen, and the front-end camera is restarted through PoE power failure to solve the problem of camera crash. No manual operation is required, and it can provide timely and reliable solutions for later operation and maintenance of the system.



## Surveillance VLAN Support

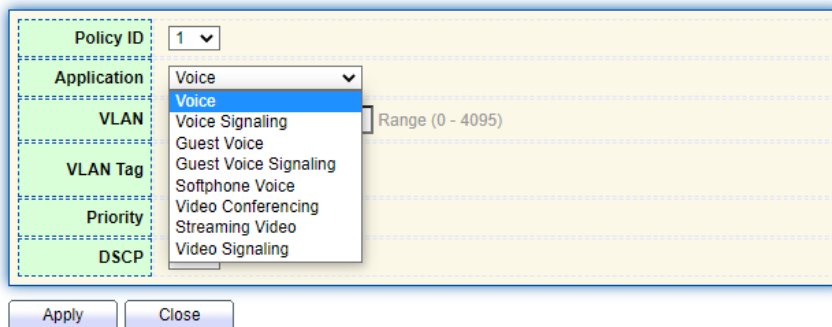
POE-GSH2404M-400 VLAN division includes Surveillance VLAN, Voice VLAN, MED Network (Video Conferencing) and Data VLAN. When Enable Surveillance VLAN functions that ensures the quality of real-time video for monitoring and control without compromising the transmission of conventional network data.



## VLAN Policy for Video Conferencing/Voice/Data

User can define policy for video conferencing / voice data in high priority, to ensure your video meeting will not lag coursing by any networking jam.

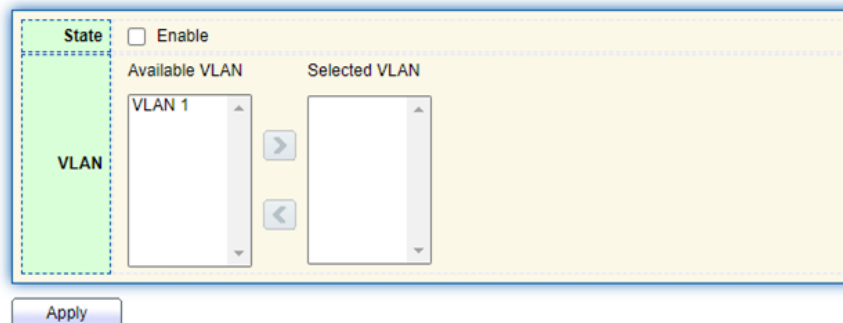
### Add MED Network Policy



## DHCP Snooping Support

Managing DHCP server; prevent stranger / Hacker.

### Security >> DHCP Snooping >> Property



# 400W Managed Gigabit PoE+ switch

## 28-Port PoE+ Gigabit including 4 Ports Combo/SFP



POE-GSH2404M-400

### RMON Statistics Support

For each port and different packets item.

Management >> RMON >> Statistics

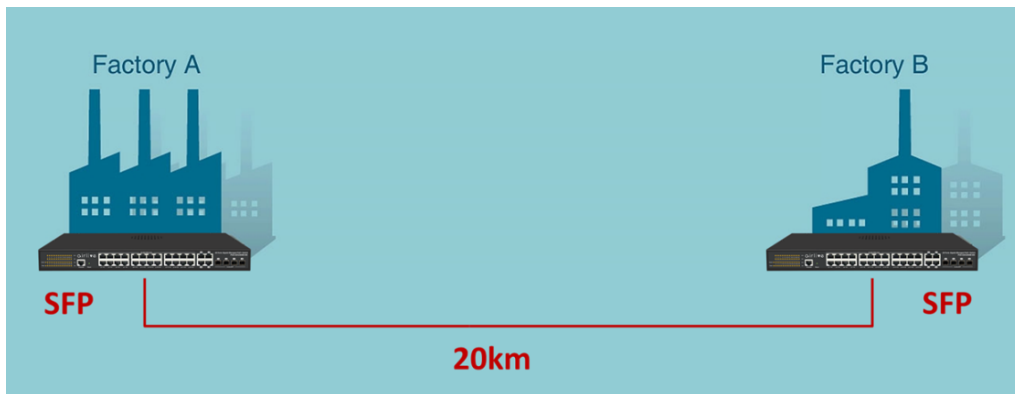
Statistics Table

Refresh Rate  sec

Entry	Port	Bytes Received	Drop Events	Packets Received	Broadcast Packets	Multicast Packets	CRC & Align Errors	Undersize Packets	Oversize Packets	Fragments	Jabbers	Collisions	Frames of 64 Bytes
<input type="checkbox"/>	2 GE2	0	0	0	0	0	0	0	0	0	0	0	0
<input type="checkbox"/>	3 GE3	0	0	0	0	0	0	0	0	0	0	0	0
<input type="checkbox"/>	4 GE4	0	0	0	0	0	0	0	0	0	0	0	0
<input type="checkbox"/>	5 GE5	0	0	0	0	0	0	0	0	0	0	0	0
<input type="checkbox"/>	6 GE6	0	0	0	0	0	0	0	0	0	0	0	0
<input type="checkbox"/>	7 GE7	0	0	0	0	0	0	0	0	0	0	0	0
<input type="checkbox"/>	8 GE8	0	0	0	0	0	0	0	0	0	0	0	0
<input type="checkbox"/>	9 GE9	0	0	0	0	0	0	0	0	0	0	0	0
<input type="checkbox"/>	10 GE10	0	0	0	0	0	0	0	0	0	0	0	0
<input type="checkbox"/>	11 GE11	0	0	0	0	0	0	0	0	0	0	0	0
<input type="checkbox"/>	12 GE12	0	0	0	0	0	0	0	0	0	0	0	0
<input type="checkbox"/>	13 GE13	0	0	0	0	0	0	0	0	0	0	0	0
<input type="checkbox"/>	14 GE14	0	0	0	0	0	0	0	0	0	0	0	0

### Fiber for Long Distance

Extend the network further with SPF slots.



Model	AirLive POE-GSH2404M-400
<p><b>Hardware</b></p> <ul style="list-style-type: none"> <li>• <b>Device Interface:</b> 24 x 30W PoE 10/100/1000 RJ45 4 x Combo ports Gigabit TP/SFP 28-port totally 1 x RJ45 console port</li> <li>• <b>Standard</b> IEEE802.3u 100Base-TX / 100Base-FX IEEE802.3ab Gigabit 1000Base-T IEEE802.3z Gigabit SX/LX (optical fiber) IEEE802.3x Flow Control and Back Pressure IEEE802.3ad Standard method for performing link aggregation IEEE802.1d Spanning Tree (STP) IEEE802.1w Rapid Spanning Tree (RSTP) IEEE802.1s Multiple Spanning Tree (MSTP) IEEE802.1p Class of Service (QoS / CoS) traffic Prioritization (Multicast filtering function) IEEE802.1Q VLAN Bridge Operation IEEE802.1x Client/Server Access control and Authentication IEEE802.3at/af PoE IEEE802.3az Energy Efficient Ethernet IEEE802.1ab LLDP/LLDP-MED Device Link Layer Discovery Protocol</li> <li>• <b>LED Indicators:</b> PWR (power supply), SYS(System), 1-24 PoE &amp; ACT (POE), 1-24 Link &amp; ACT (Link &amp; ACT), 25-28 Link (Link), 25-28 Act (Act)</li> <li>• <b>Lighting Surge Protection:</b> 6KV (general mode), 4KV (differential mode), ESD15KV</li> <li>• <b>Mechanical</b> Solid metal 19" 1U rack-mountable, fan-less</li> </ul> <p><b>Power and PoE</b></p> <ul style="list-style-type: none"> <li>• <b>Protocol:</b> IEEE802.3at (30W), IEEE802.3af (15.4W)</li> <li>• <b>PoE Port:</b> 24</li> <li>• <b>PoE Power Output / PoE Port:</b> max. 30 watts</li> <li>• <b>PoE Power Output / PoE switch:</b> max. 370 watts</li> <li>• <b>Power Input:</b> AC100~240VAC, 400W</li> </ul> <p><b>Switch Architecture   Performance</b></p> <ul style="list-style-type: none"> <li>• <b>Switching architecture: Store and Forward</b> Switch Capacity: Back-plan up to 56Gbps Switch packets Capacity; 41.66Mpps MAC Address: 8K Jumbo Frames: 9.6Kbytes Packet Buffer: 4Mb Flash Memory: 16MB DDR SDRAM: 128MB</li> </ul>	<p><b>L2 Management Function</b></p> <ul style="list-style-type: none"> <li>• <b>Port Management:</b> Enable / Disable Port Speed, Duplex, MTU setting Flow-Control Port Information Check</li> <li>• <b>Port Mirroring:</b> Support both side-way port mirroring</li> <li>• <b>Port Speed Limit:</b> Port-based input/output bandwidth management</li> <li>• <b>Port Isolation:</b> Support the downlink port isolation, and able to communicate with the uplink port</li> <li>• <b>Storm Suppression:</b> Support unknown unicast, multicast, unknown multicast Broadcast type storm suppression Storm suppression based on bandwidth regulation and storm filtering</li> <li>• <b>Link Aggregation:</b> Support static manual aggregation Support LACP dynamic aggregation</li> <li>• <b>VLAN:</b> Access, Trunk, Hybrid Support Port-based, Protocol-Based, MAC-Base VLAN partitioning Support Generic GVRP dynamic VLAN registration Voice VLAN</li> <li>• <b>MAC:</b> Support static addition, deletion MAC address learning limit Dynamic aging time setting</li> <li>• <b>Spanning Tree</b> Support STP 802.1d Spanning Tree protocol Support RSTP 802.1w Spanning Tree protocol Support MSTP 802.1s Spanning Tree protocol</li> <li>• <b>Multicast:</b> Support Static addition, deletion Support IGMP-Snooping Support MLD-Snooping Support v1/2/3 dynamic multicast monitor</li> <li>• <b>DDM:</b> Support SFP/SFP+ DDM</li> <li>• <b>Layer 3 Switching:</b> IPv4 Static Routing IPv6 Static Routing DHCP Server</li> </ul>

\* Specification will be changed without prior notice



Model	AirLive POE-GSH2404M-400
<p><b>L2 Management Extension Function</b></p> <ul style="list-style-type: none"> <li>• <b>ACL (Access Control List):</b> Based on source MAC, destination MAC, Protocol type, source IP, destination IP, L4 port</li> <li>• <b>QoS:</b> Based on 802.1p (CoS) classification Based on DSCP Classification Classification based on source IP, destination IP and port number Support SP, WRR scheduling strategy Support flow rate limit CAR</li> <li>• <b>LLDP Discovery:</b> Support LLDP discovery protocol, LLDP with LLDP-MED extensions (IPv4 ACL, IPv6ACL, MAC ACL)</li> <li>• <b>User Settings:</b> ADD/Delete users</li> <li>• <b>Log:</b> User login, operation, status, events</li> <li>• <b>Anti-attack (Security):</b> DOS defense (port-based) Support CPU protection and limits the rate of sending CPU packets ARP binding (IP, MAC, PORT binding)</li> <li>• <b>Certification   Authentication:</b> Support 802.1x port authentication Support AAA authentication Support TACACS+ authentication</li> <li>• <b>Network diagnosis:</b> Support Ping, Telnet, Trace</li> <li>• <b>System Management:</b> Device reset, configuration save/restore, upgrade management, time setting, etc.</li> </ul> <p><b>System Management</b></p> <ul style="list-style-type: none"> <li>• <b>CLI:</b> Support serial port command line management</li> <li>• <b>SSH:</b> Support SSHv1/2 remote management</li> <li>• <b>Telnet:</b> Support Telnet remote management</li> <li>• <b>WEB:</b> Support Layer2 setting, layer2 and layer3 monitor</li> <li>• <b>SNMP:</b> SNMP V1/V2/V3; support trap (ColdStart, Warmstart, LinkDown, LinkUp)</li> <li>• <b>RMON (remotely management)</b> Support RMON1</li> <li>• <b>PoE:</b> Support PoE power</li> <li>• <b>Other Functions</b> Support DHCP Snooping, Option 82, DHCP Server Support dynamic ARP detection Support DNS certification Support Port security settings Support MVR protocol Support cable detection VCT function Support UDLD protocol</li> </ul>	<p><b>Environment</b></p> <ul style="list-style-type: none"> <li>• <b>Operating Temperature:</b> -10°C to +50°C</li> <li>• <b>Storage Temperature:</b> -40°C to +85°C</li> <li>• <b>Working Humidity:</b> 10%~90%, non-condensing</li> <li>• <b>Storage Humidity:</b> 5%~90%, non-condensing</li> </ul> <p><b>Standard package of switch</b></p> <ul style="list-style-type: none"> <li>• <b>Product size:</b> 44 x 28 x 4.4 cm(L*W*H)</li> <li>• <b>Package size:</b> 50 x 35 x 9 cm(L*W*H)</li> <li>• <b>Package Weight:</b> N.W: 3.9kgs; G.W: 4.6KGS</li> <li>• <b>Package content:</b> 1 x Switch, 1 x Power code 1 x Mounting bracket 1-pair (selectable)</li> </ul> <p><b>Standard carton package</b></p> <ul style="list-style-type: none"> <li>• <b>Quantity:</b> 5 pcs / 1 carton</li> <li>• <b>Dimensions</b> 52 x 44.5 x 38.5 cm</li> <li>• <b>Weight</b> 24KGS</li> </ul> <p><b>Ordering Information</b></p> <ul style="list-style-type: none"> <li>• <b>Model:</b> POE-GSH2404M-400</li> <li>• <b>Name:</b> L2 Managed Gigabit PoE+ 802.3at switch, 400W 28 Ports including 4-combo port (TP/SFP Fiber)</li> </ul>

\* Specification will be changed without prior notice

